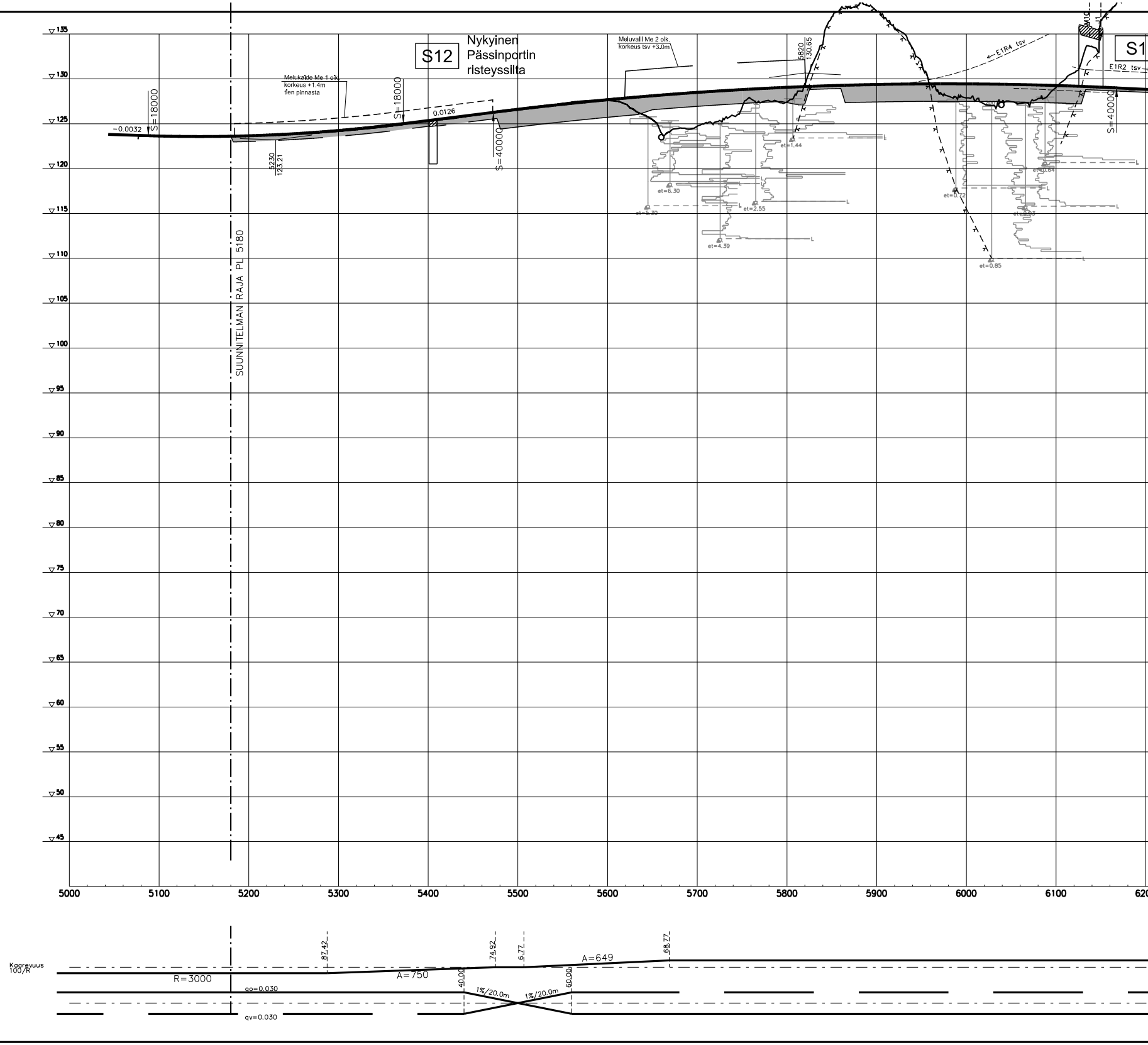
S12
Nykyinen
Pässinportin
risteyssilta
Melukaide Me 1 oik.
korkeus +1.4m
tien pinnasta
Meluvalli Me 2 olk.
korkeus tsv +3.0m
S1
E1R4 tsv
E1R2 tsv
M10
J1
−0.0032
S=18000
S=18000
0.0126
S=40000
S=40000
5230
123.21
5820
130.65
SUUNNITELMAN RAJA PL 5180
et=6.30
et=5.30
et=2.55
et=4.39
et=1.44
et=0.72
et=0.85
et=0.84
et=0.03
L
135
130
125
120
115
110
105
100
95
90
85
80
75
70
65
60
55
50
45
5000
5100
5200
5300
5400
5500
5600
5700
5800
5900
6000
6100
620
Kaarevuus
100/R
87.42
74.92
6.77
68.77
R=3000
A=750
A=649
40.00
60.00
1%/20.0m
1%/20.0m
qo=0.030
qv=0.030

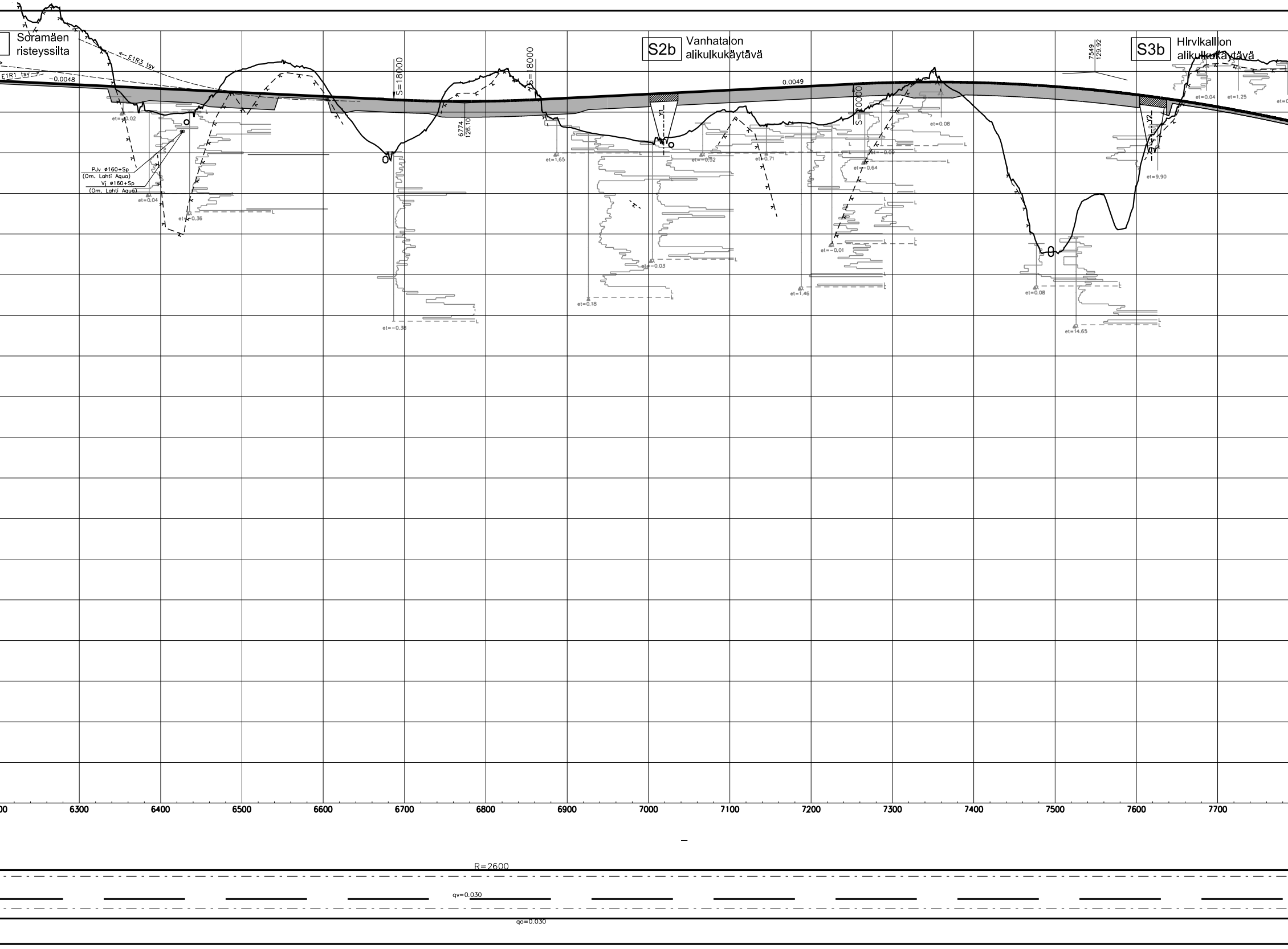
Soramäen
risteyssilta
E1R3 tsv
E1R1 tsv
-0.0048
et=-0.02
PJv ø160+Sp
(Om. Lahti Aqua)
Vj ø160+Sp
(Om. Lahti Aqua)
et=0.04
et=-0.36
S=18000
6774
126.10
S=18000
et=-0.38
et=1.65
et=0.18
S2b
Vanhatalon
alikulkukäytävä
Y1
et=-0.03
et=-0.32
et=0.71
0.0049
S=20000
et=-0.09
et=-0.64
et=-0.01
et=1.46
et=0.08
7549
129.92
S3b
Hirvikallion
alikulkukäytävä
Y2
et=0.04
et=1.25
et=9.90
et=0.08
et=14.65
6300
6400
6500
6600
6700
6800
6900
7000
7100
7200
7300
7400
7500
7600
7700
R=2600
qv=0.030
qo=0.030

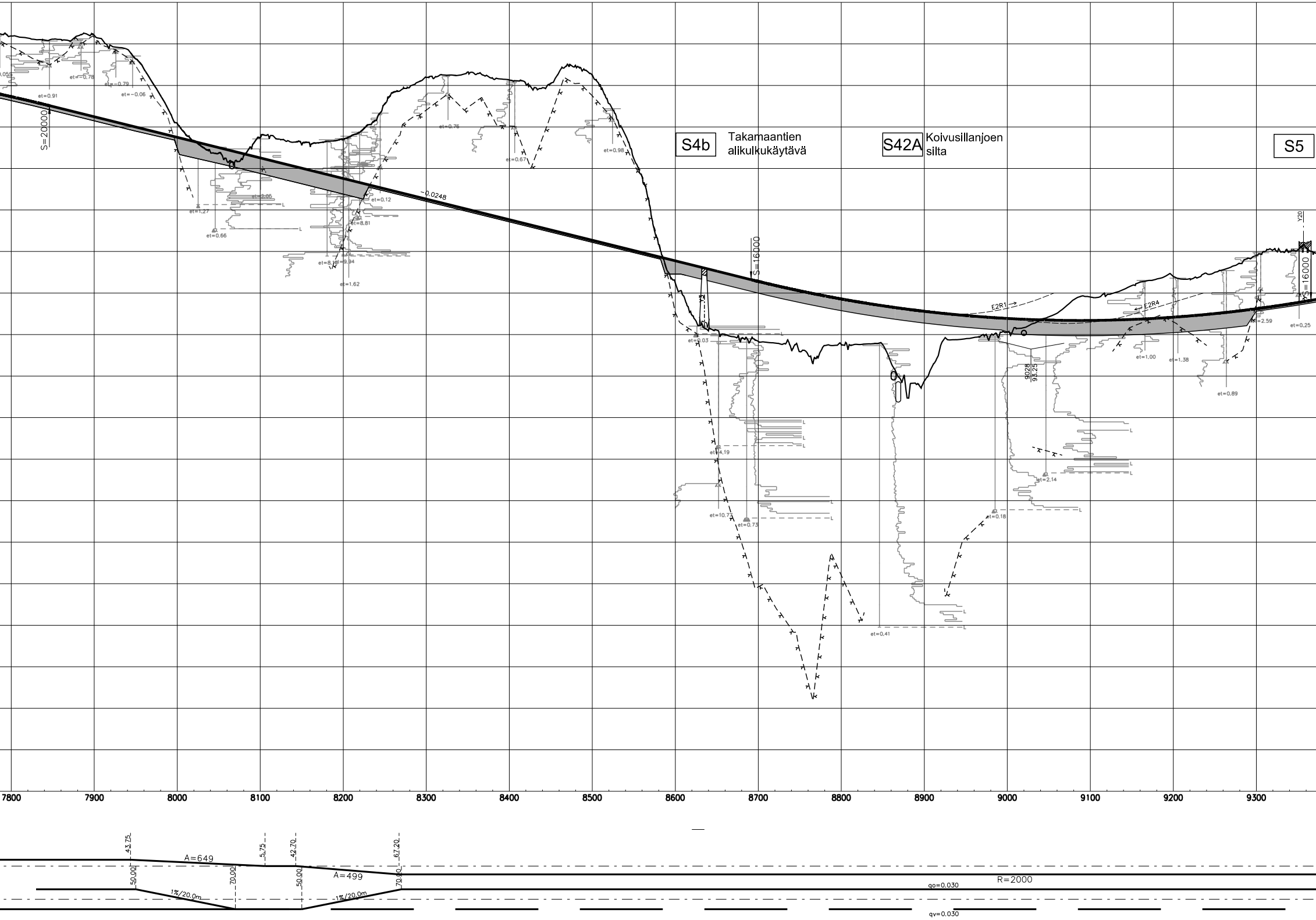
S4b
Takamaantien alikulkukäytävä
S42A
Koivusillanjoen silta
S5
S=20000
S=16000
S=16000
-0.0248
E2R1
E2R4
Y20
et=0.91
et=-0.78
et=-0.79
et=-0.06
et=1.27
et=0.66
et=2.05
et=0.12
et=8.81
et=8.16
et=9.94
et=1.62
et=0.76
et=0.67
et=0.98
et=0.03
et=4.19
et=10.77
et=0.73
et=0.41
et=0.18
et=2.14
et=1.00
et=1.38
et=0.89
et=2.59
et=0.25
90.28
93.25
7800
7900
8000
8100
8200
8300
8400
8500
8600
8700
8800
8900
9000
9100
9200
9300
43.75
5.75
42.70
67.20
A=649
A=499
50.00
70.00
50.00
70.00
1%/20.0m
1%/20.0m
R=2000
qo=0.030
qv=0.030

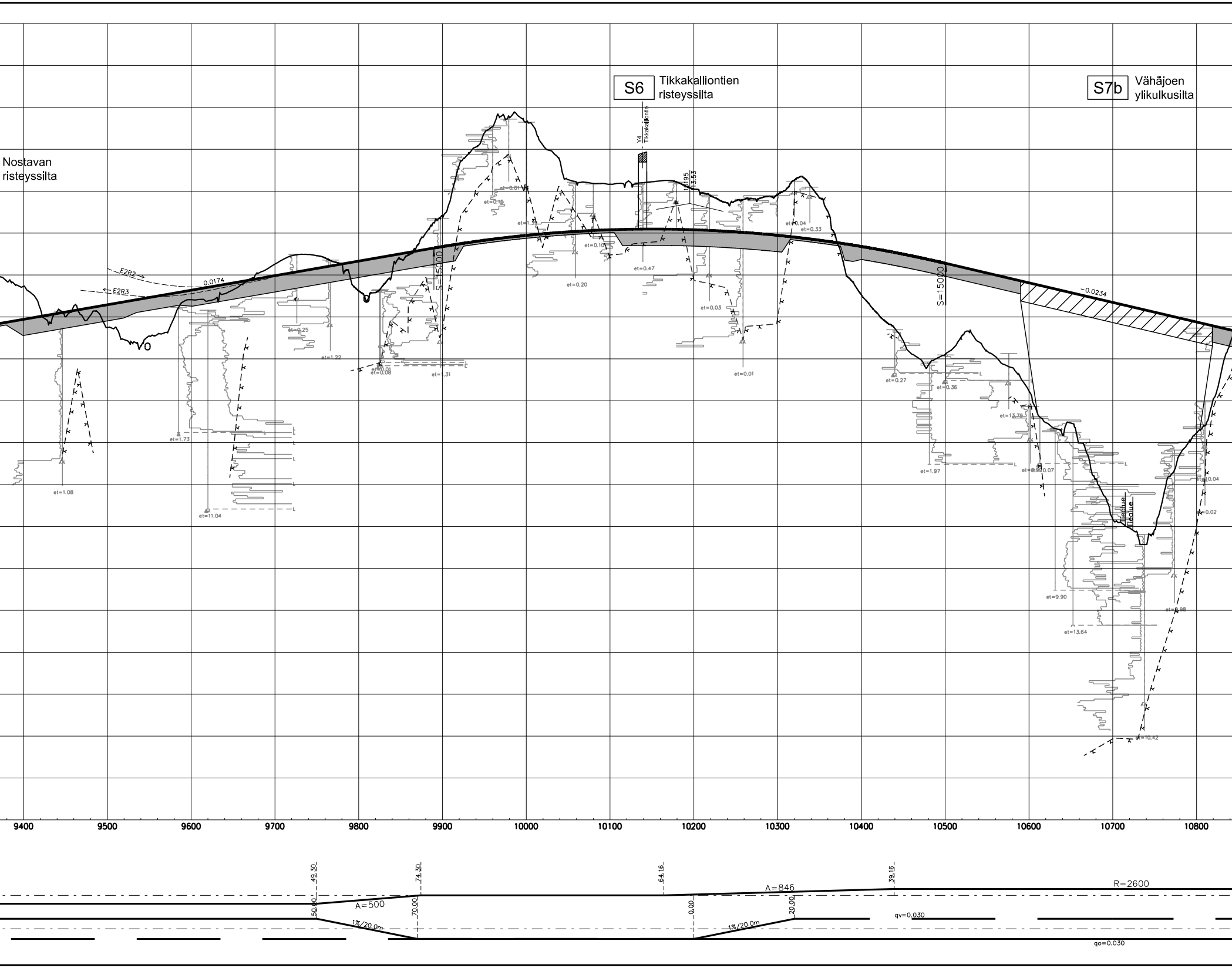
S6
Tikkakalliontien risteyssilta
S7b
Vähäjoen ylikulkusilta
Nostavan risteyssilta
Y4
Tikkakalliontie
10.195
13.53
0.0174
E2R2
E2R3
S=15000
S=15000
-0.0234
Tiealue
et=1.08
et=11.04
et=1.73
et=0.25
et=1.22
et=0.01
et=0.08
et=1.31
et=0.18
et=0.01
et=0.10
et=0.20
et=0.47
et=0.03
et=0.01
et=0.04
et=0.33
et=0.27
et=0.36
et=1.97
et=13.79
et=0.07
et=9.90
et=13.64
et=10.42
et=0.04
et=0.02
et=0.98
9400
9500
9600
9700
9800
9900
10000
10100
10200
10300
10400
10500
10600
10700
10800
49.30
50.00
74.30
70.00
A=500
1%/20.0m
64.16
0.00
A=846
20.00
1%/20.0m
39.16
R=2600
qv=0.030
qo=0.030

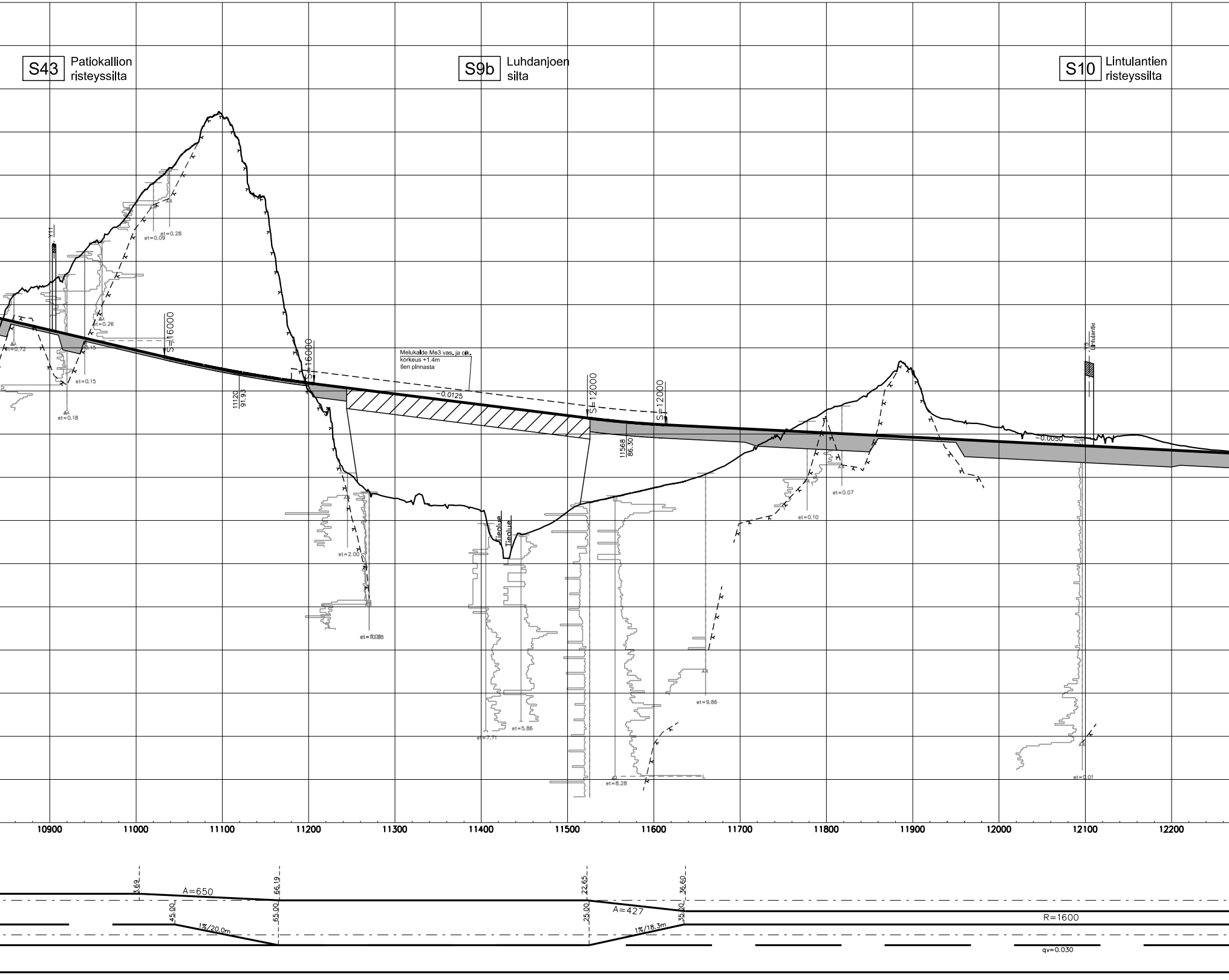
S43 Patiokallion risteyssilta
S9b Luhdanjoen silta
S10 Lintulantien risteyssilta
Y11
S=16000
S=16000
S=12000
S=12000
Melukaide Me3 vas. ja oik. korkeus +1.4m tien pinnasta
−0.0125
−0.0050
11120 91.93
11568 86.30
Tieolue
Tieolue
Lintulantie
et=0.72
et=0.18
et=0.15
et=0.15
et=0.26
et=0.09
et=0.28
et=2.00
et=0.08
et=7.71
et=5.86
et=8.28
et=9.86
et=0.10
et=0.07
et=0.01
10900
11000
11100
11200
11300
11400
11500
11600
11700
11800
11900
12000
12100
12200
3.69
A=650
66.19
45.00
1%/20.0m
65.00
22.65
A=427
36.60
25.00
1%/18.3m
35.00
R=1600
qv=0.030

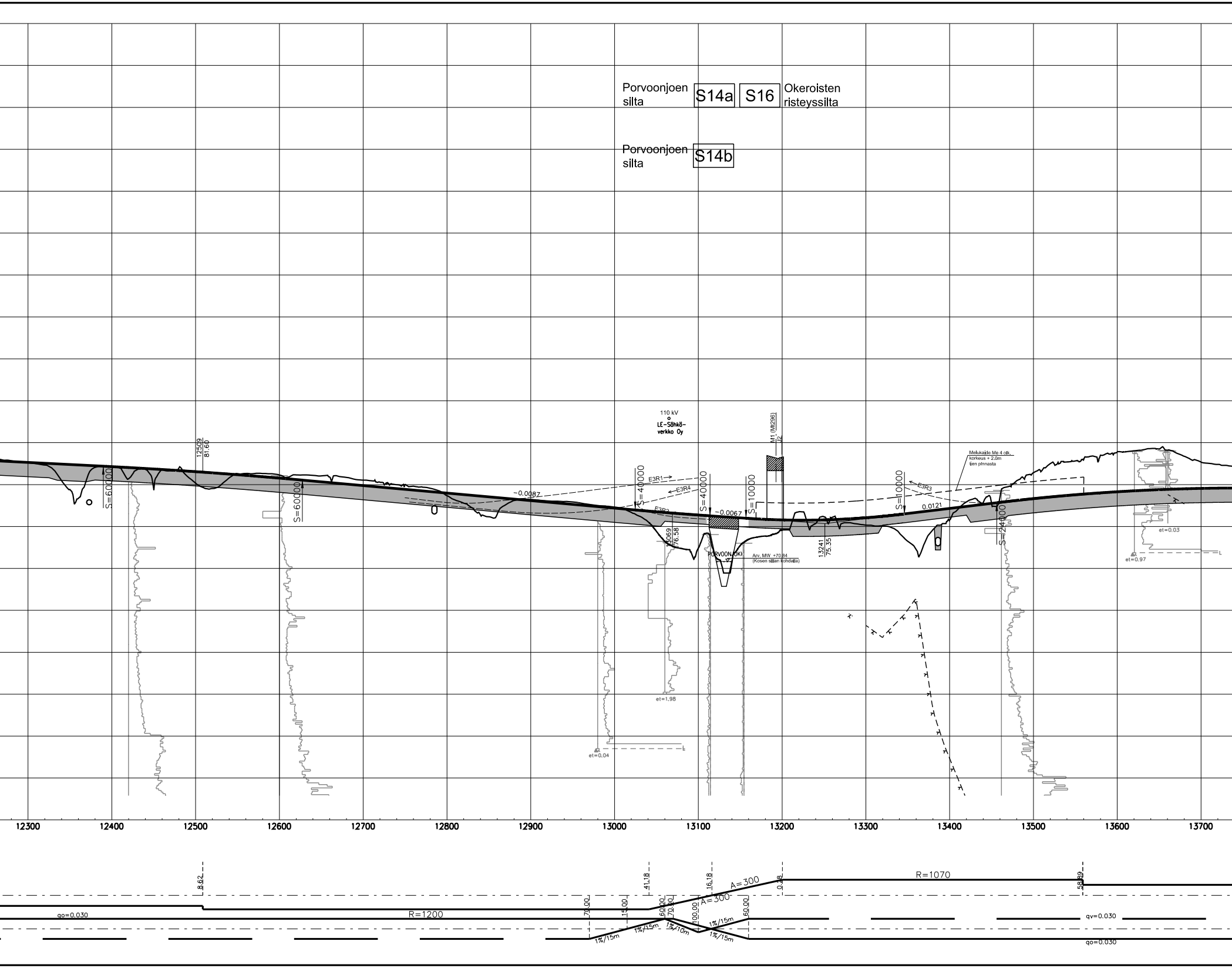
Porvoonjoen silta
S14a
S16
Okeroisten risteyssilta
Porvoonjoen silta
S14b
110 kV
LE-Sähkö-verkko Oy
M1 (Mt296)
J2
12509
81.60
S=60000
S=60000
-0.0087
E3R1
E3R4
E3R2
S=40000
S=40000
-0.0067
S=10000
13069
76.58
PORVOONJOKI
Arv. MW +70.84
(Kosen sillan kohdalla)
13241
75.35
S=10000
E3R3
0.0121
Melukaide Me 4 olk.
korkeus + 2.0m
tien pinnasta
S=24000
et=1.98
et=0.04
et=0.03
et=0.97
12300
12400
12500
12600
12700
12800
12900
13000
13100
13200
13300
13400
13500
13600
13700
8.62
41.18
16.18
0.28
58.89
A=300
A=300
R=1070
R=1200
qo=0.030
qv=0.030
qo=0.030
70.00
15.00
60.00
70.00
100.00
60.00
1%/15m
1%/15m
1%/10m
1%/15m
1%/15m

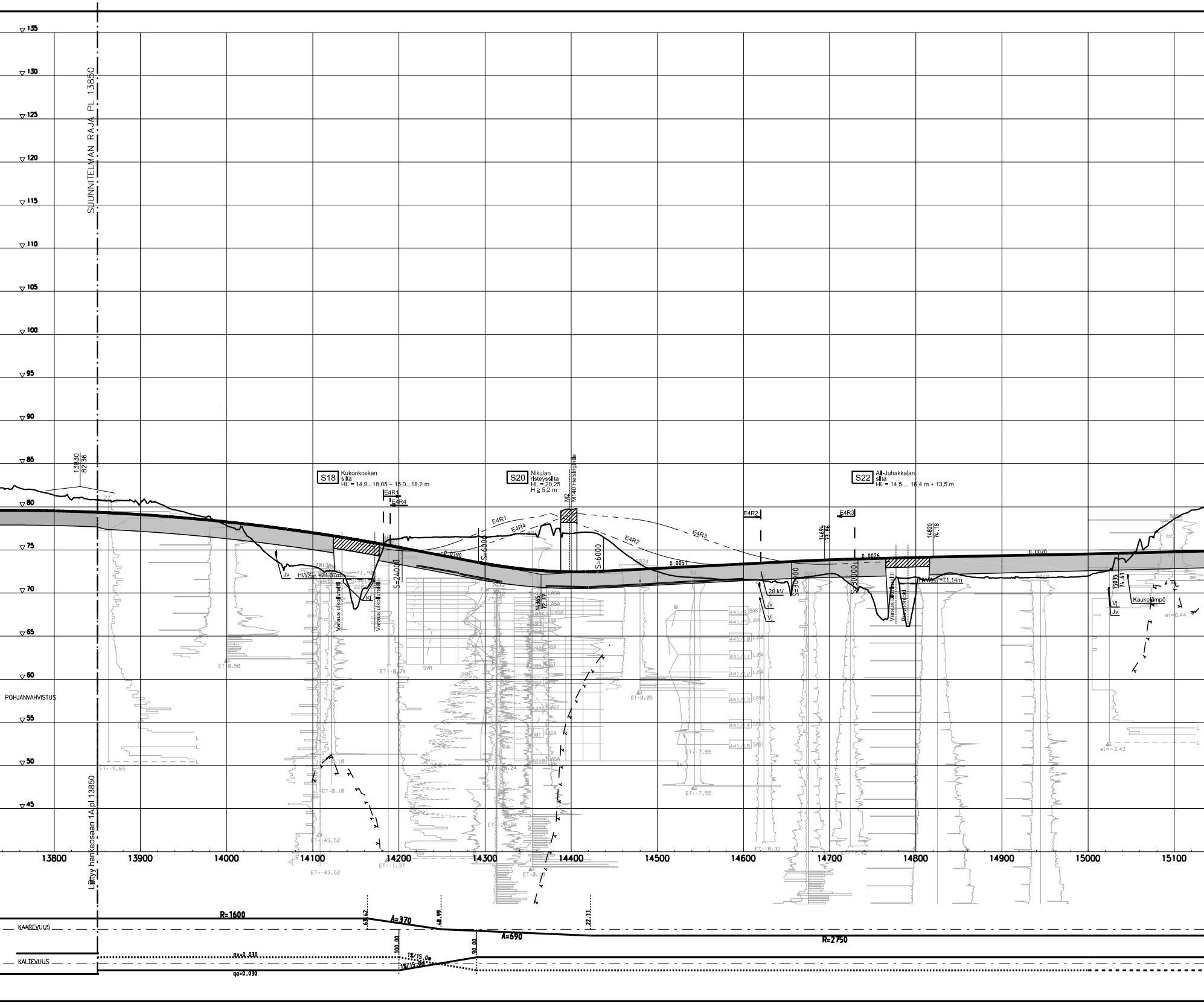
SUUNNITELMAN RAJA PL 13850
Liittyy hankeosaan 1A pl 13850
135
130
125
120
115
110
105
100
95
90
85
80
75
70
65
60
55
50
45
13830
82.36
S18 Kukonkosken silta
HL = 14,9...18,05 + 15,0...18,2 m
E4R1
E4R4
S20 Nikulan risteyssilta
HL = 20,25
H ≥ 5,2 m
M2
M140 Helsinginti̇e
S22 Ali-Juhakkalan silta
HL = 14,5 ... 16,4 m + 13,5 m
E4R2
E4R3
14694
73.86
14820
74.18
15035
74.61
S=24000
S=6000
S=6000
S=30000
S=30000
0.0190
0.0051
0.0026
0.0020
Jv
HW
+71.87m
Varaus ulkoilureitille
Kl
20 kV
Vj
Varaus ulkoilureitille
Rumpujokil
HW
+71.14m
Kaukolämpö
POHJANVAHVISTUS
ET-0.50
ET-5.65
ET-0.10
ET-43.52
ET-1.37
ET-0.05
ET-7.55
ET-8.31
ET-7.42
et=-2.43
et=0.44
13800
13900
14000
14100
14200
14300
14400
14500
14600
14700
14800
14900
15000
15100
R=1600
63.62
A=370
48.99
A=690
22.11
R=2750
KAAREVUUS
KALTEVUUS
qv=0.030
qo=0.030
100.00
1%/15.0m
1%/15.0m
90.00

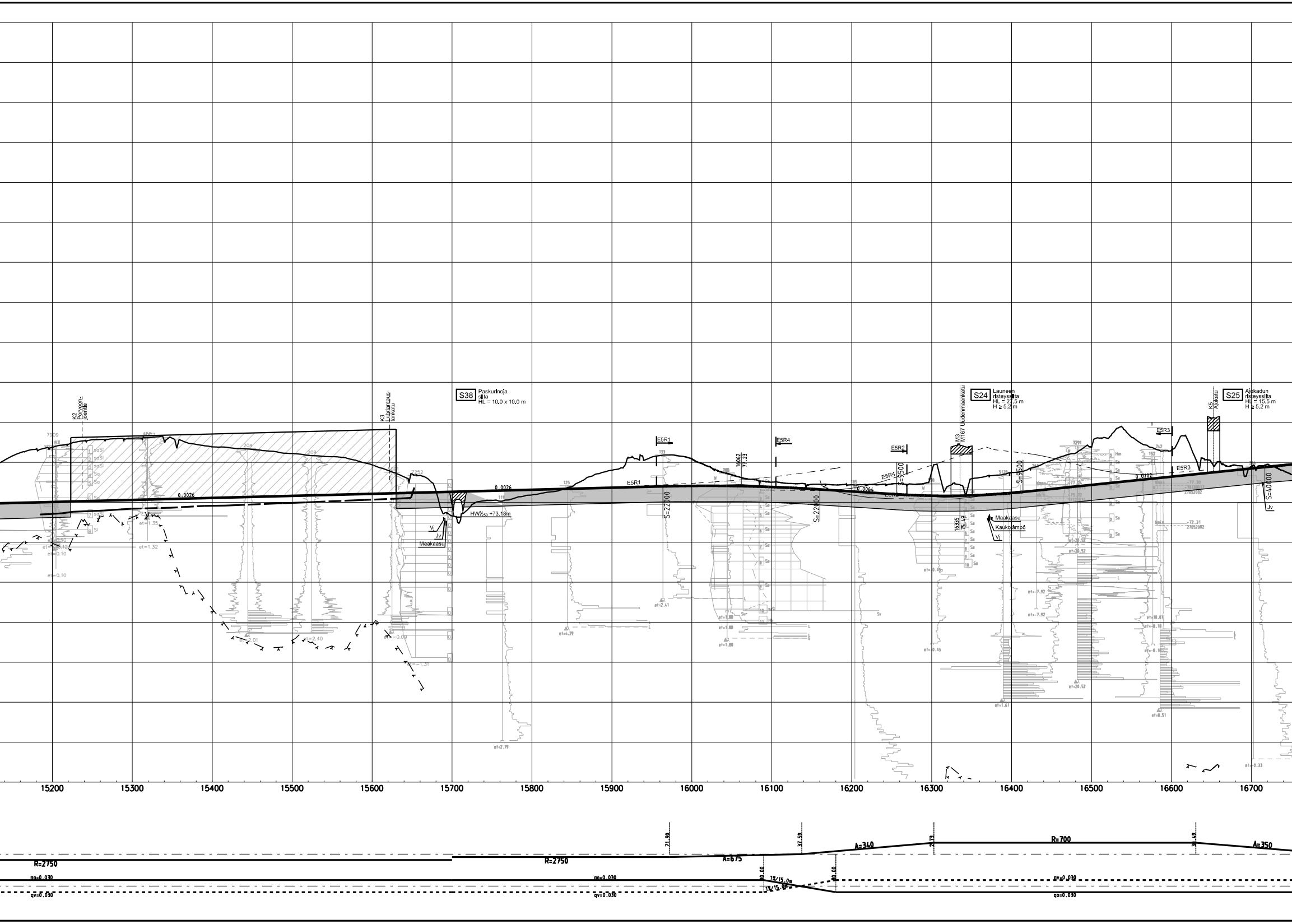
K2
Porvoon-
joentie
K3
Luhdantaus-
tankatu
S38
Paskurinoja
silta
HL = 10,0 x 10,0 m
S24
Launeen
risteyssilta
HL = 27,5 m
H ≥ 5,2 m
M3
M167 Uudenmaankatu
K5
Ajokatu
S25
Ajokadun
risteyssilta
HL = 15,5 m
H ≥ 5,2 m
E5R1
E5R4
E5R2
E5R3
0.0026
0.0026
-0.0064
0.0102
S=22000
S=22000
S=9500
S=9500
S=40000
16062
77.23
16335
75.49
HW1/250 +73.18m
Vj
Jv
Maakaasu
Maakaasu
Kaukolämpö
Vj
Jv
soSi
soSi
soSi
Sa
Sa
Sa
soSi
Si
Hm
Sa
et=1.35
et=1.32
et=0.10
et=0.10
et=2.01
et=2.40
et=-0.09
et=-1.31
et=4.29
et=2.41
et=1.00
et=2.79
et=-0.45
et=1.61
et=-7.92
et=20.52
et=10.07
et=0.51
et=-0.33
+77.30
+72.31
27052002
15200
15300
15400
15500
15600
15700
15800
15900
16000
16100
16200
16300
16400
16500
16600
16700
R=2750
R=2750
A=675
A=340
R=700
A=350
71.90
37.59
2.73
3.49
00.00
00.00
1%/15.0m
1%/15.0m
qo=0.030
qv=0.030
qo=0.030
qv=0.030
qv=0.030
qo=0.030

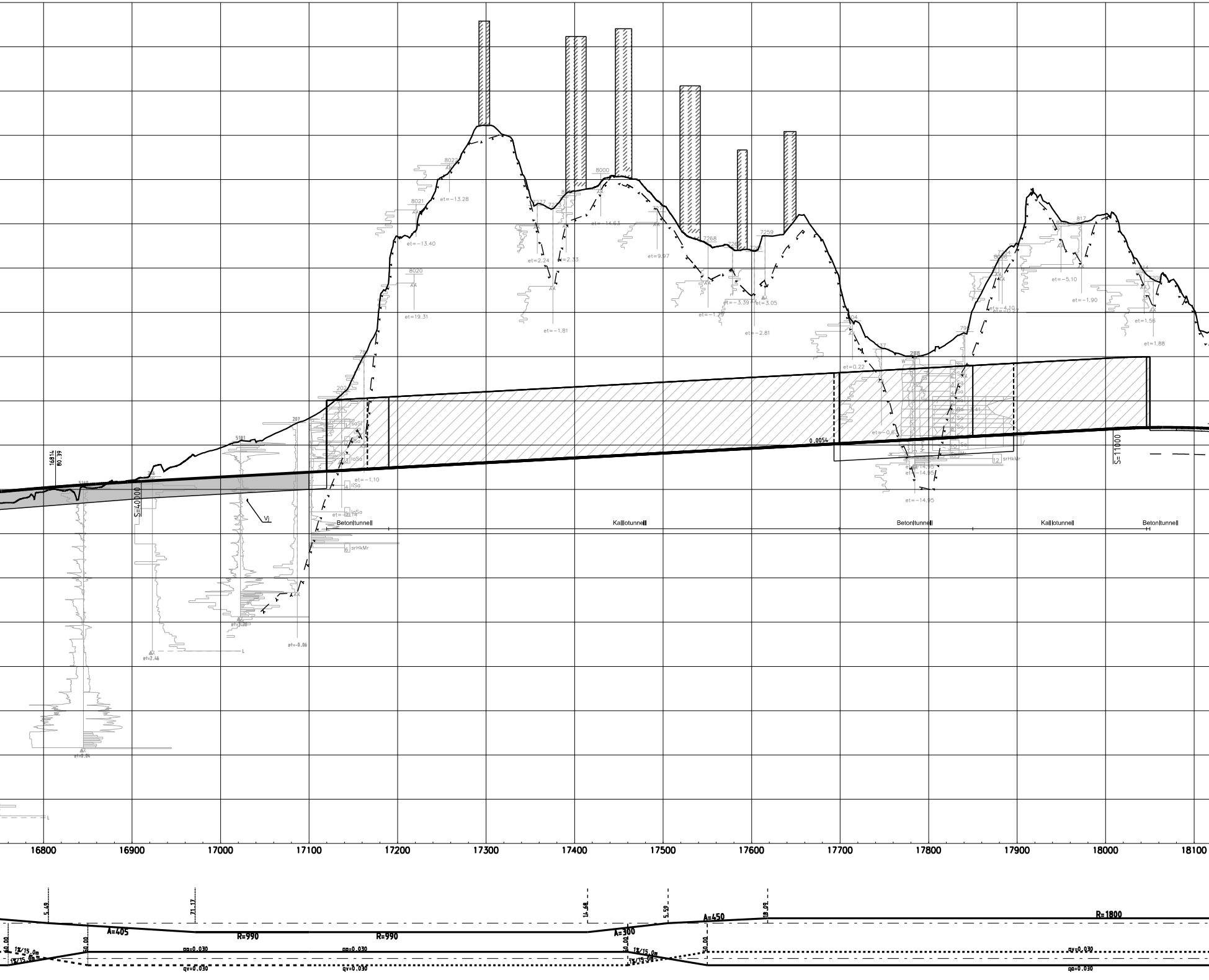
16814
80.39
S=40000
S=11000
0.0054
Betontunnell
Kalllotunnell
Betontunnell
Kalllotunnell
Betontunnell
8022
8021
8020
8000
7268
7259
817
et=-13.28
et=-13.40
et=19.31
et=2.24
et=2.33
et=-1.81
et=-14.63
et=9.97
et=-1.29
et=-3.39
et=3.05
et=-2.81
et=0.22
et=-0.6
et=-14.95
et=-4.10
et=-5.10
et=-1.90
et=1.56
et=1.88
et=-1.10
et=2.46
et=-0.06
srHkMr
16800
16900
17000
17100
17200
17300
17400
17500
17600
17700
17800
17900
18000
18100
5.49
71.17
14.68
5.59
18.09
A=405
R=990
R=990
A=300
A=450
R=1800
50.00
1%/15.0m
qa=0.030
qv=0.030

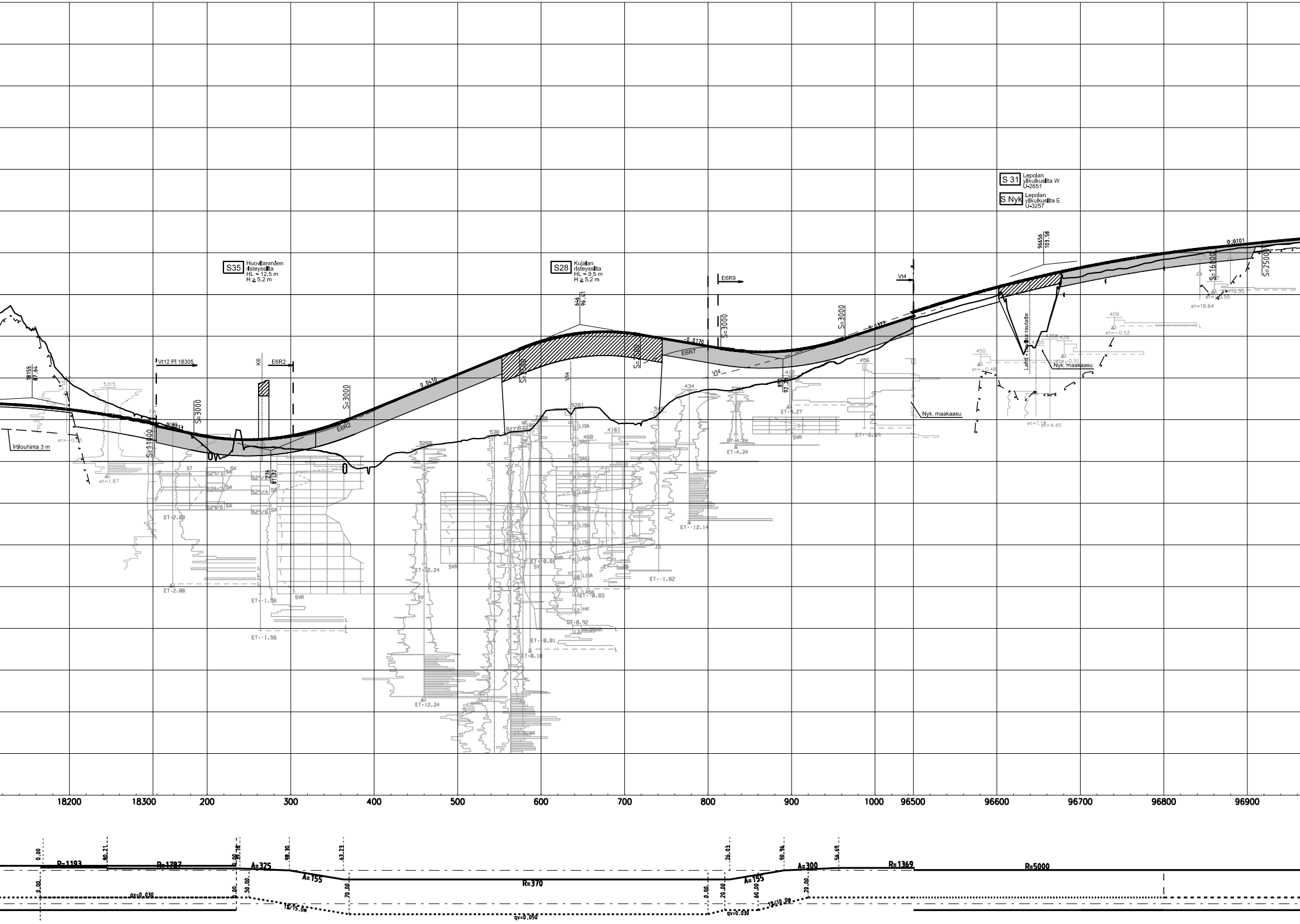
S 31
Lepolan ylikulkusilta W
U-2651
S Nyk
Lepolan ylikulkusilta E
U-3257
S35
Huovilanmäen risteyssilta
HL = 12,5 m
H ≥ 5,2 m
S28
Kujalan risteyssilta
HL = 9,5 m
H ≥ 5,2 m
646
96.41
96656
103.58
18155
87.64
Vt12 Pl 18305
E6R2
K6
E6R9
E6R7
Vt4
S=11000
S=3000
S=3300
S=16000
S=25000
0.0410
-0.0170
0.0101
Irtilouhinta 3 m
Nyk. maakaasu
Lahti - Kouvola rautatie
et=1.87
ET-2.88
ET--1.56
ET-12.24
ET-4.24
ET--12.14
ET--1.82
et=19.64
et=-0.52
et=-0.48
et=4.45
18200
18300
200
300
400
500
600
700
800
900
1000
96500
96600
96700
96800
96900
R=1193
R=1787
A=325
A=155
R=370
A=155
A=300
R=1369
R=5000
qv=0.030
qv=0.050
qv=0.030

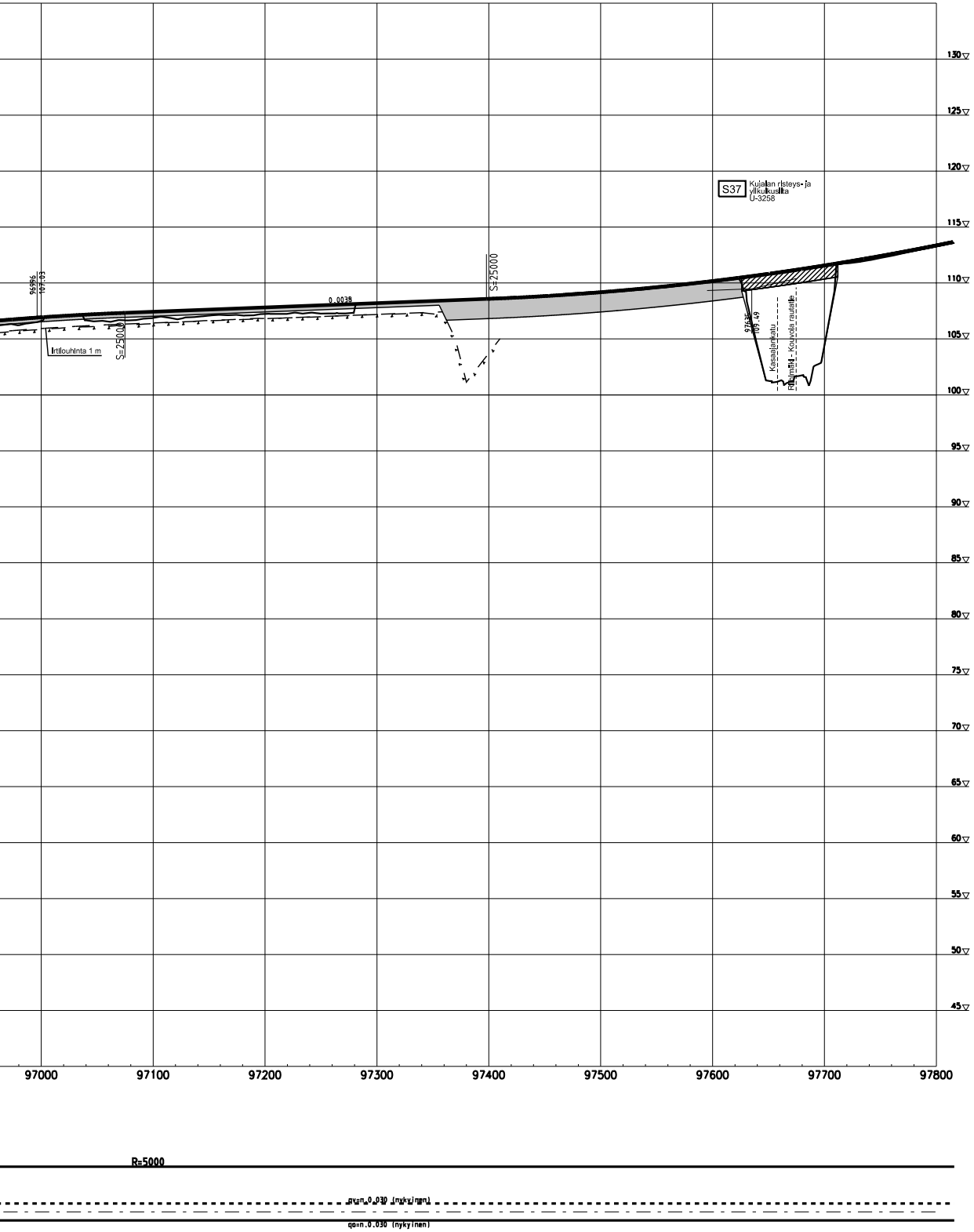
130
125
120
115
110
105
100
95
90
85
80
75
70
65
60
55
50
45
S37
Kujalan risteys- ja
ylikulkusilta
U-3258
96996
107.03
Irtilouhinta 1 m
S=25000
0.0038
S=25000
97635
109.49
Kasaajankatu
Riihimäki - Kouvola rautatie
97000
97100
97200
97300
97400
97500
97600
97700
97800
R=5000
qv=n.0.030 (nykyinen)
qo=n.0.030 (nykyinen)